

COLT



love that car



# *COLT* IS MORE THAN JUST A **LEGENDARY NAME.**

The Mitsubishi Colt really is designed with you in mind. With great manoeuvrability so its easy to park, and with its advanced engine technology it has plenty of power, yet remains highly fuel efficient. Exterior features that enhance the already stylish shape include side airdams, 15" alloy wheels, fog lamps, rear spoiler, a chrome exhaust tip and for added security, privacy glass on the rear windows. The colour-coded mirrors are door mounted to improve forward visibility, and electronically controlled for convenience in tight spaces.

The Colt's revolutionary good looks extend from its bold exterior, to its streamlined interior with a beautifully-appointed cabin. Colt comes with an extensive range of standard features, such as an MP3 compatible audio system with Bluetooth® 2.0 phone connectivity, sports seats, power windows, air conditioning, remote door locking and flexible seating.




Leather-wrapped  
Steering Wheel



Audio with MP3 &  
Bluetooth® 2.0



Fog Lamps



Chrome Exhaust Tip



15" alloy wheels



### SAFETY

Colt offers loads of safety with ABS brakes, Electronic Brakeforce Distribution (EBD), and Brake Assist to keep you and your occupants safe at all times. Driver and passenger SRS airbags and seatbelt pre-tensioners with force limiters give more effective crash protection and for added safety, side and curtain airbags are optional.



### RISE BODY

Mitsubishi's RISE (Reinforced Impact Safety Evolution) system combines a unique straight frame rail with an octagonal cross-section structure and strategically located pillar reinforcements to protect you and your passengers.



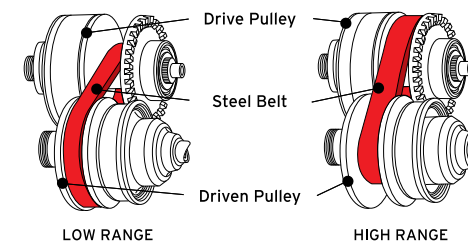
### FUEL EFFICIENT MIVEC ENGINE

Our MIVEC (Mitsubishi Innovative Valve timing Electronic Control) engine technology uses an ingenious, lightweight timing mechanism to match engine performance to driving conditions. As a result, your Colt achieves superb acceleration as well as exceptional fuel economy.



### CONTINUOUSLY VARIABLE TRANSMISSION (CVT)

Choose between a 5-speed manual or Continuously Variable Transmission (CVT) with INVECS III. The CVT enables the engine to always operate at optimum rpm, irrespective of the vehicle's speed while INVECS III provides optimum torque for uphill driving and optimum engine brake control for downhill driving.



# MITSUBISHI COLT – KEY FEATURES BY MODEL



## Colt

### Mechanical

- 1.5L 4cyl DOHC 16 valve MIVEC engine
- 5 speed manual transmission
- Continually Variable Transmission (CVT) with 6-step Sports Mode (optional)
- Electric power steering

### Exterior

- 15" Alloy wheels
- Body colour bumpers
- Body colour door handles
- Body colour mirrors
- Rear spoiler with high-mount stop lamp
- Body colour side airdam
- Fog lamps
- Chrome exhaust tip

### Interior

- Alloy sports pedals
- Black interior trim
- Leather steering wheel
- Front and rear cloth door trim insert
- Boot room carpet trim

### Comfort

- Air conditioning
- Power windows – front and rear with auto up and down for driver
- Privacy glass
- Assist grips (3)

### Convenience

- Central door locking with keyless entry
- Power door mirrors with power fold control
- Speed sensitive variable intermittent windscreen wipers – front and rear
- Accessory power socket
- Room lamp
- Front map lamps
- Interior lamp with time delay
- Ignition key cylinder illumination
- Sunvisor with ticket holder and vanity mirror – driver and passenger
- High contrast instrument meter (CVT only)
- Trip meter
- Headlamps on warning
- Door ajar warning
- Low fuel warning

### Storage

- Glovebox
- Floor console with tray
- Door pockets – front
- Cup holders
- Bottle holders
- Cargo room hook

### Seating

- Cloth seat trim
- Sports bucket seats
- Driver seat slide, recline and height adjust
- Front and rear passenger slide and recline adjust
- 50/50 split fold rear seats
- Rear seat recline and tumble fold up function
- Height adjustable front and rear head-restraints

### Audio & Media

- AM/FM/radio/CD/MP3/WMA player
- 4 speakers
- Audio input jack
- USB input
- Bluetooth® 2.0 phone connectivity

### Safety

- Driver & front passenger SRS airbags
- Anti-lock Braking System (ABS)
- Electronic Brakeforce Distribution (EBD)
- Power brake booster with emergency brake assist system
- Reinforced Safety Evolution (RISE) body
- Side door impact beams
- Intrusion minimising brake pedal
- Front seatbelt pretensioners and force limiters
- Front seatbelt height adjustable shoulder anchorages
- Seatbelt warning lamp – driver
- Child proof rear door locks
- Child restraint anchorage points

### Security

- Anti-theft encrypted engine immobiliser
- Auto relock function for central door locking
- Steering lock
- Diamond Advantage Roadside Assistance – 5 years

### Optional

- Side & curtain SRS airbags

# COLT SPECIFICATIONS

Engine	
Type	1.5L 4cyl DOHC 16 valve MIVEC
Bore x Stroke	75.0 x 84.8
Capacity	1.5L
Compression Ratio	10.0:1
Maximum Power	77kW @ 6000rpm
Maximum Torque	141Nm @ 4000rpm

Fuel System	
Type	Electronically controlled multi-point injection
Fuel tank capacity (L)	45L
Fuel type	Regular unleaded

Fuel Consumption	Manual	CVT Auto
Fuel consumption (ADR 81/01 litres per 100 km)	5.9L	5.6L

Engine Electrical	
Battery	12V
Alternator	85A

Transmission	Manual	CVT Auto
Gear ratio		
First	3.308	2.319
Second	1.913	1.700
Third	1.256	1.300
Fourth	0.943	0.950
Fifth	0.763	0.650
Sixth		0.445
Reverse	3.231	2.588
Final drive	4.158	5.219
CVT Range		2.319 - 0.445

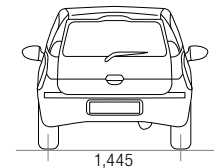
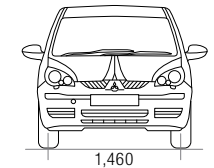
Brakes	
Front	Ventilated disc
Rear	Drum

Steering	
Type	Electric Power Assisted Rack and Pinion
Turning Circle	9.8

Suspension	
Front	Independent McPherson strut with coil springs, gas filled hydraulic double-acting shock absorbers and stabiliser bar
Rear	H-shaped torsion beam with coil springs and hydraulic cylindrical double-acting shock absorbers

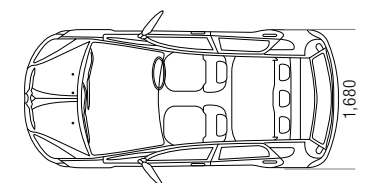
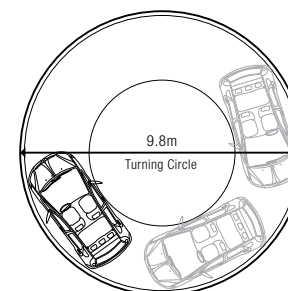
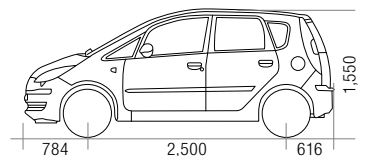
Capacities	5 Speed Manual	CVT Auto
Gross vehicle mass (kg)	1460	1490
Kerb mass (kg)	1035	1065
Maximum front axle mass (kg)	780	810
Maximum rear axle mass (kg)	700	700

Dimensions	
Exterior	
Overall height (mm)	1550
Overall length (mm)	3900
Overall width (mm)	1680
Track – front (mm)	1460
Track – rear (mm)	1445
Wheelbase (mm)	2500
Ground clearance (mm)	150



Interior	
Front leg room	900
Front head room (mm)	920
2nd row head room (mm)	860
Seating capacity – total	5
Seating capacity – front row	2
Seating capacity – 2nd row	3

Cargo Area	
Capacity (L)	317
Capacity with 2nd row seats folded down (L)	594



# STYLE YOUR COLT

Colt's range of fashionable exterior colours allow you to personalise your Colt.



BLACK (P)



RED (M)



COOL SILVER (M)



WHITE



KINGFISHER BLUE (M)



SEAT TRIM

METALLIC (M) AND PEARLESCENT (P) PAINTS ARE OPTIONAL EXTRAS

**10** **MITSUBISHI**  
**DIAMOND**  
**ADVANTAGE** **5**  
YEAR AUSTRALIA'S BEST  
NEW CAR WARRANTY:  
CAPPED PRICE SERVICING  
AND CUSTOMER CARE YEAR

**NOW INCLUDING CAPPED PRICE SERVICING\***  
**WARRANTY 10/5\* YEAR** ♦ **5 YEAR ROADSIDE ASSIST\*** ♦ **CUSTOMER ASSIST 24/7** ♦ **200+ DEALER NETWORK**  
♦ **GENUINE SERVICE** ♦ **GENUINE PARTS** ♦ **INSURANCE** ♦ **FINANCE** ♦ **PRE-OWNED VEHICLES**

\*10 year or 160,000km Powertrain Warranty (whichever comes first) (non transferable). \*5 year or 130,000km New Vehicle Warranty (whichever comes first). \*5 year or 130,000km Roadside Assist (whichever occurs first). Service conditions apply. †4 year or 60,000km Capped Price Servicing (whichever comes first) Covers all items specified under the standard 'Maintenance for Normal Operating Conditions' schedule detailed in the Service and Warranty Booklet. Additional service/repair items (if required) are at additional cost. Excludes Government and Rental Fleet Customers. See your Dealer for full details.



Always consult your authorised Mitsubishi Dealer for the latest details on specifications, options, prices, availability and conditions on New Vehicle Warranty. All product illustrations and specifications referred to herein are believed to be correct at the time of publication approval. Subject to any applicable Federal, State or Territory Laws or ordinances, which may apply from time to time, Mitsubishi Motors Australia Limited reserves the right, without notice, or obligation, to discontinue or make changes to designs, specifications, colours and materials of the options and products referred to herein at any time without incurring any liability to any purchaser thereof. ©Mitsubishi Motors Australia Limited. ABN 53 007 870 395. col1009. MIT3949.

11 MY September 2010